



















NAME		AGE	EVENT	TIME	POSITION	
Finlay	Amy-Smith	SM	100m	12.1	7	
Andrews-Callec	Bradley	U15B	1500m	4:26.1		<b>PB</b>
			3000m	9:59.5		
Atkinson	Elizabeth	U17W	1500m	5:08.1		
			3000m	11:15.6		<b>PB</b>
Baker	Lucci	U17W	300m	43.1		
			800m	2:21.3		
Brown	Matthew	U17M	200m	23.6	4	<b>PB</b>
			400m	53.2		
Campbell	Cameron	SM	DT	41.32		
Carney	Edward	U15B	1500m	4:53.7	6	<b>PB</b>
Carney	George	U15B	1500m	4:45.8	5	<b>PB</b>
Christopher	Bella	U13G	100m	16.0	6 H2	<b>PB</b>
			200m	33.0	8 H2	<b>PB</b>
			800m	2:53.6	7 H2	<b>PB</b>
Clark	Jorja-Leigh	U17W	SP	8.20	6	<b>PB</b>
			HT	31.29	5	<b>PB</b>
Cohu	Lucy	U15G	100m	13.5	3 H1	
			200m	27.9	5	<b>PB</b>
			LJ	4.00	7	
De La Haye	Kayleigh	U15G	100m	14.0	6 H1	
			200m	30.1	5 H3	<b>PB</b>
			LJ	3.97	8	
Dubras	Daniel	U15B	JT	26.46	6	
Duffell	Belle	U15G	300m	45.7 (45.3)		<b>PB</b>
			800m	2:31.4	5	<b>PB</b>
Fisher	Archie	U13B	200m	29.9	5	<b>PB</b>
			800m	2:35.9	5	<b>PB</b>
			LJ	4.53		<b>PB</b>
			SP	5.59		<b>PB</b>
Gibson	Isabella	U13G	100m	16.0	5 H1	<b>PB</b>
			800m	2:53.6	6 H2	<b>PB</b>
			HJ	1.30		<b>PB</b>
			LJ	3.87	7	<b>PB</b>
Griffin	Megan	U13G	100m	14.9	8	
			200m	32.1	4 H2	
Gurner	Beau	U15B	100m	14.3	5	
			LJ	3.96	11	
Gurner	Jem	U20M	800m	1:57.5		<b>PB</b>
			1500m	4:14.7		

Hall	Eva	U15G	100m	13.9	5 H1	
			300m	44.3		<b>PB</b>
			800m	2:27.0		<b>PB</b>
Hall	Isla	U13G	100m	15.4	4 H2	
			1500m	5:04.8		
lezzoni	Thailia	U15G	800m	2:37.9	6	
			1500m	5:39.1		<b>PB</b>
Irving	Peter	SM	200m	23.4	4	
			400m	50.8		
			110mH	15.8		
			400mH	54.6		
Johnson	Tyler	SM	100m	11.6		
			200m	22.1		
			400m	48.7		
Le Boutillier	Jake	U13B	100m	16.8	5	
			200m	34.1	8	<b>PB</b>
			800m	2:44.7	5 H2	<b>PB</b>
			LJ	3.58	5	
le Grange	Jonathan	SM	100m	11.7	4	
			200m	24.4	6	
Lelai	Ciara	U15G	300m	50.0 (48.8)	8	<b>PB</b>
			800m	2:51.0	9	
Loane	Aidan	U20M	100m	11.3		<b>PB</b>
			200m	23.3		<b>PB</b>
Lookess	Yasmin	SW	400m	60.5		
			800m	2:18.6		
Mackay	Steven	SM	100m	11.4		
			200m	22.5		
			LJ	6.30		
Maher	Samuel	SM	800m	1:59.5		
			1500m	4:00.9		
Mauger	Jacob	U15B	200m	27.2	6	<b>PB</b>
			300m	42.6		
			HJ	1.50		<b>PB</b>
			LJ	4.49	4	
Mulhall	Abby	U15G	100m	14.5	8 H2	
			200m	29.8	4 H1	<b>PB</b>
Patel	Isabelle	U15G	100m	13.9	4 H1	<b>PB</b>
			200m	29.3	4 H2	<b>PB</b>
Proper	Gabrielle	U17W	100m	14.8	8 H2	
			200m	31.0	6 H2	
			80mH	14.7		
			LJ	4.08	6	

Rankin	Ethan	U15B	100m	15.1	7	<b>PB</b>
			200m	28.6	7	<b>PB</b>
			LJ	4.31	5	<b>PB</b>
Ross	Daniel	U17M	SP	10.93		<b>PB</b>
			DT	37.90		<b>PB</b>
			HT	33.18		<b>PB</b>
			JT	36.48	4	
Simpson	Zane	U13B	1500m	5:07.7	3	
Vinrace	Antony	U17M	200m	26.0	4 H1	<b>PB</b>
			SP	8.57	4	<b>PB</b>
			DT	29.45	5	<b>PB</b>
			HT	27.29		<b>PB</b>
Whitewood	Casper	U17M	1500m	4:17.0		<b>PB</b>
			3000m	9:23.8		<b>PB</b>
Wilkinson	Danielle	U17W	100m	13.3	3 H2	
			200m	28.0	6	
Woodward	Lucy	U20W	200m	26.8		
			LJ	5.11		
			JT	30.99		